

Nüsing Premium movable walls –
for rooms so beautiful, you want to make more of them.



Mobility, transparency and discretion.



Individual – just like your rooms

2



3

Experience modern design and easy functionality – every day.

Visually demanding solutions are a question of accents, which are fully integrated into the spatial concept as a whole.

Our movable wall systems are more than just simply room partitions. They blend into your overall design concept, they add a certain flair to your building and give you the added freedom of flexibility and functionality.

No room is too large, no ceiling too high, no measurements too challenging, no matter what your individual needs, our innovations bring your wishes alive. We innovate to let you impress.



Create the space of your dreams.

How much freedom can you actually take?

4

5





Perfect design – visually and technically

Beautiful surfaces alone are not enough, when it comes to designing solutions to create flexible rooms. Simple, safe and effective control elements, combined with innovative technology and an elaborate design, give you the perfect combination of mobility and comfort to meet your needs – and also look good.

1 | NE – standard panel with top and bottom pressure seals

2 | TE – the telescopic panel closes the wall. It has top and bottom pressure seals and a retractable telescopic section on one side. It is finished the same as the rest of the panels.

3 | SE – wicket door panel with two vertical jambs and pressure seals

4 | DFSE – double wicket door panel, each with a peripheral steel frame, a vertical jamb and pressure seals. An automatic lock above the doors fastens the panels together.

5 | EE – corner panel with pressure seals on top and bottom

6 | FE – window panel with a glass segment with pressure seals on the top and bottom

7 | TAE-DT – fixed door panel and door jamb panel with pressure seals on the top and bottom and is fitted on one vertical edge with a jamb profile. The door panel is full room height and is fixed to a structural wall;

8 | VGE – full glass element (premium glass) with or without blinds (can be adjusted via remote control)

9 | AWA – extendable wall post

3+4+7 | The standard hinges and handles are stainless steel. The door leaves have an adjustable automatic bottom seal and are automatically bolted closed when the panels are moved.



Nüsing Premium Classic – The technical details

Fully welded steel frame for strong stability and solidity

- Aluminium guide track with and without ceiling support angle
- Roller carriages ensure that every movement uses available space to the optimum, giving the highest levels of control comfort

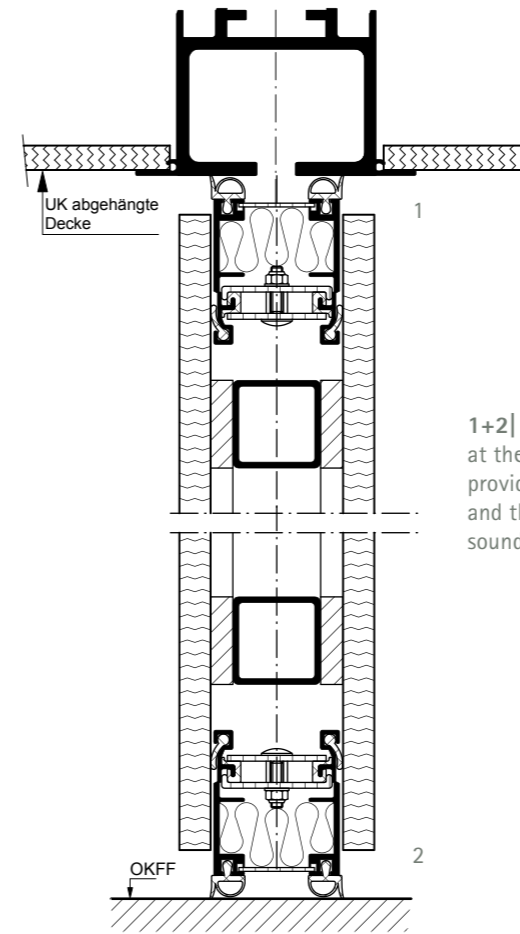
Groove-spring aluminium profile incl. magnetic band for the best panel connections

Compensating spring to ensure that the contact pressure remains at an optimum level

Removable hand crank handle to operate the lock drive

Surface tops tilt freely and can be exchanged on the mounted panel without much time and effort.

Pressure seals at the top and at the bottom to fix the elements (contact pressure 2,000 N)



1+2| Pressure seals at the top and bottom provide great stability and the necessary sound insulation.

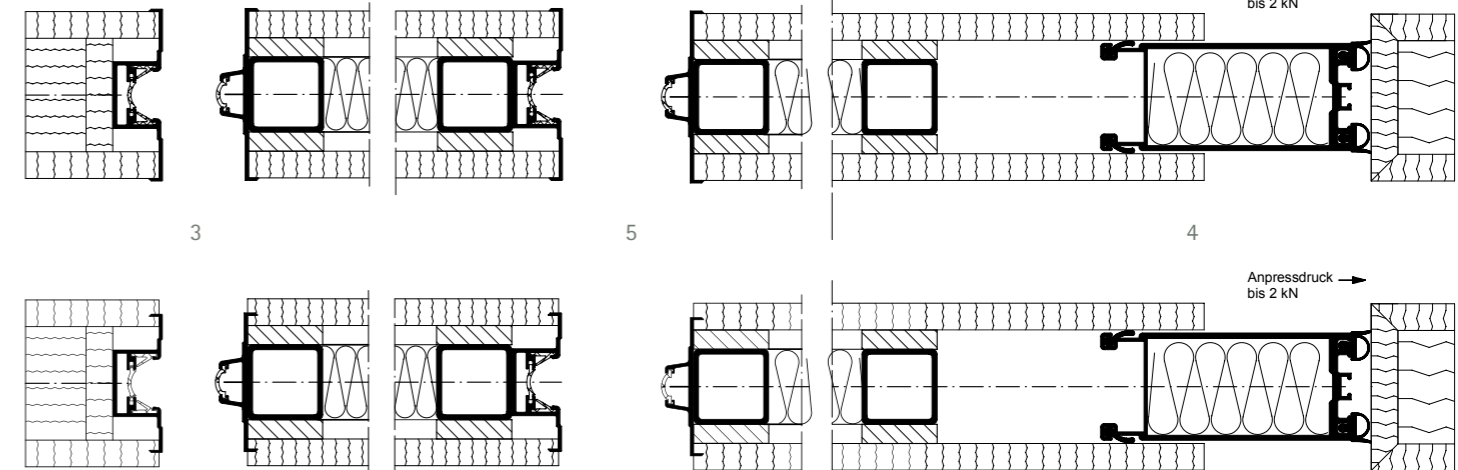
At a glance

- Panel thickness 100 mm
- ABS 2 mm edge design, veneer edge, melamine slimline edge
- Always with slimline edge at the top and bottom
- Fully welded steel frame
- Constant contact pressure of 2,000 Newton, verification of stability according to DIN 4103
- Sound insulation $R_{w,P}$ 41dB to 59dB
- Measured sound insulation incl. acoustic duplication
- Always incl. smoke protection standard

The individual panels have a magnetic strip on the connecting sides, which with a closing force of 70 N/m ensures a stable connection between the panels.

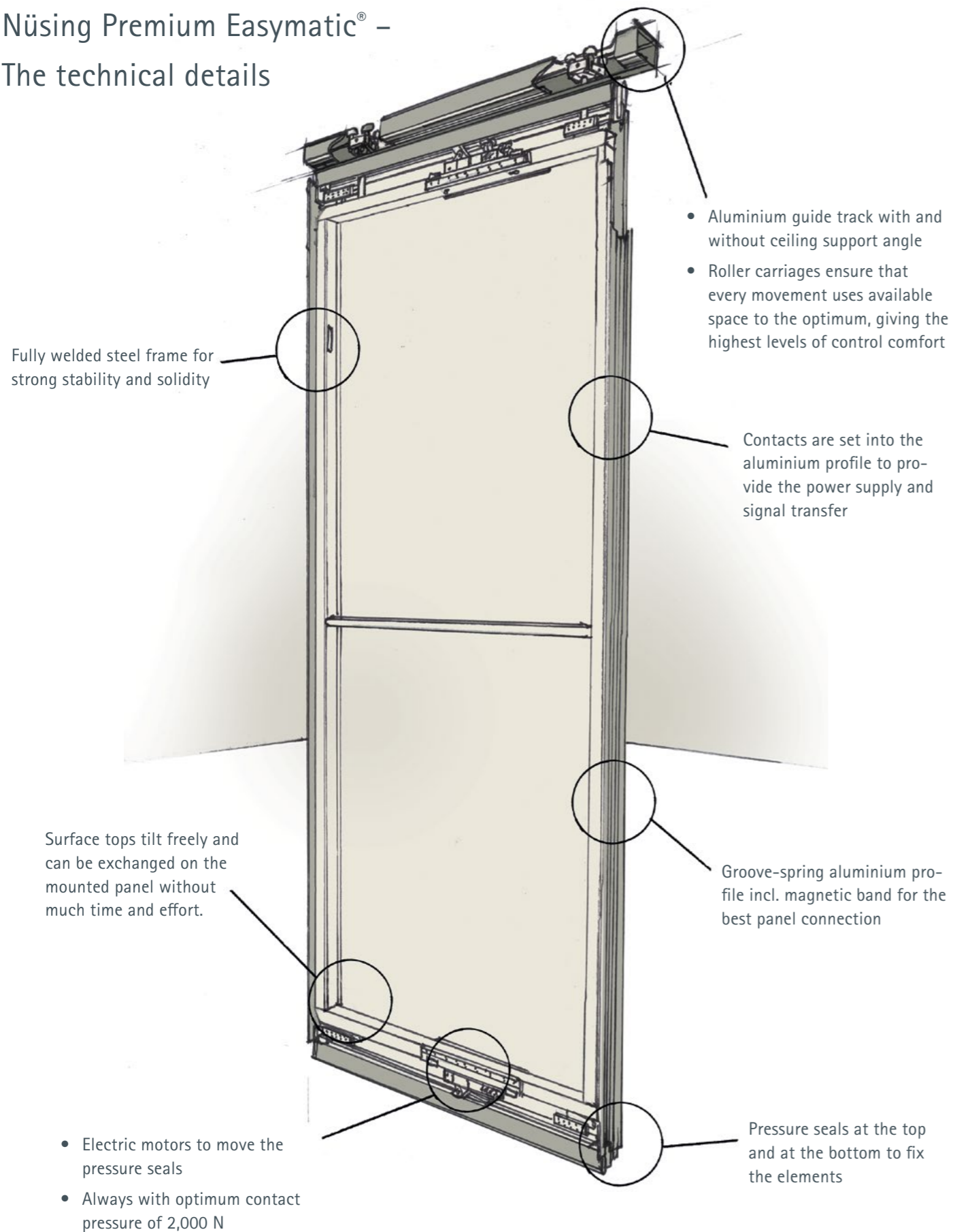
3| The wall seal post receives the first panel and is either recessed into the wall or finished the same as the rest of the wall.

4| The telescopic element has an internal section in the same color, which extends sideways from the panel to the wall post. It provides the correct seal pressure on the wall post.



5| The vertical panel edges are either veneered to match the rest of the panels so that the aluminium profile is not visible, or protected by 8 mm aluminium returns.

Nüsing Premium Easymatic® – The technical details



Technology, Design and Comfort

Many things make our daily lives easier such as the mobile phone, coffee machine or camera. Apart from their functionality, high-tech appliances impress with their design, multimedia use and image: just like the mobile partition wall technology by Franz Nüsing GmbH & Co.KG.

The EASYmatic programme has developed a solution, which makes moving partition walls child's play. The most state-of-the-art technology meets with the highest demands on architecture and aesthetics. The automatic pressure seals extend in only four seconds. Furthermore they provide even sound insulation and stability.

It is therefore not only practical, but also looks great! Mobile phones, coffee machines and cameras send their regards.

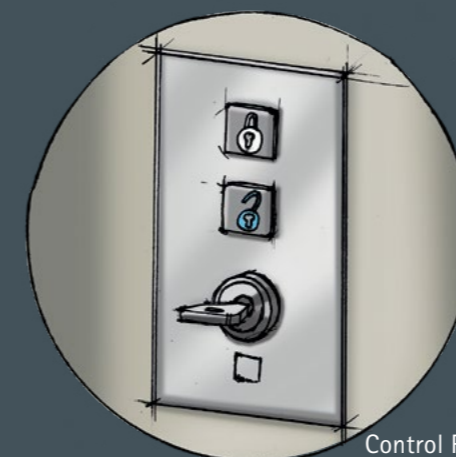
* For electrical parts belonging to the delivery, the statutory warranty of 24 months applies.

At a glance

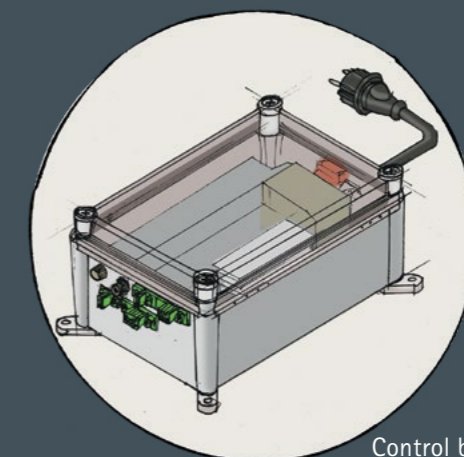
- Panel thickness 100 mm
- ABS 2 mm edge design, veneer edge, melamine slimline edge
- Always with slimline edge at the top and bottom
- Fully welded steel frame
- Constant contact pressure of 2,000 Newton, verification of stability according to DIN 4103
- The Easymatic does not allow incorrect operation
- Partially automatic extension of pressure seals within 4 seconds
- Incl. CE declaration of conformity
- Sound insulation $R_{w,P}$ 41dB to 57dB
- Measured sound insulation incl. acoustic duplication
- Always incl. smoke protection standard

Technical description of the operating variant EASYmatic®:

The operating variant EASYmatic® is an electrical microprocessor controlled control unit for controlling the press bars. We supply our EASYmatic® operating element that is ready to be plugged in and that can be connected to the mains using a common Schuko type plug. Access to the operating element is provided via the standard control panel supplied.




Control Panel

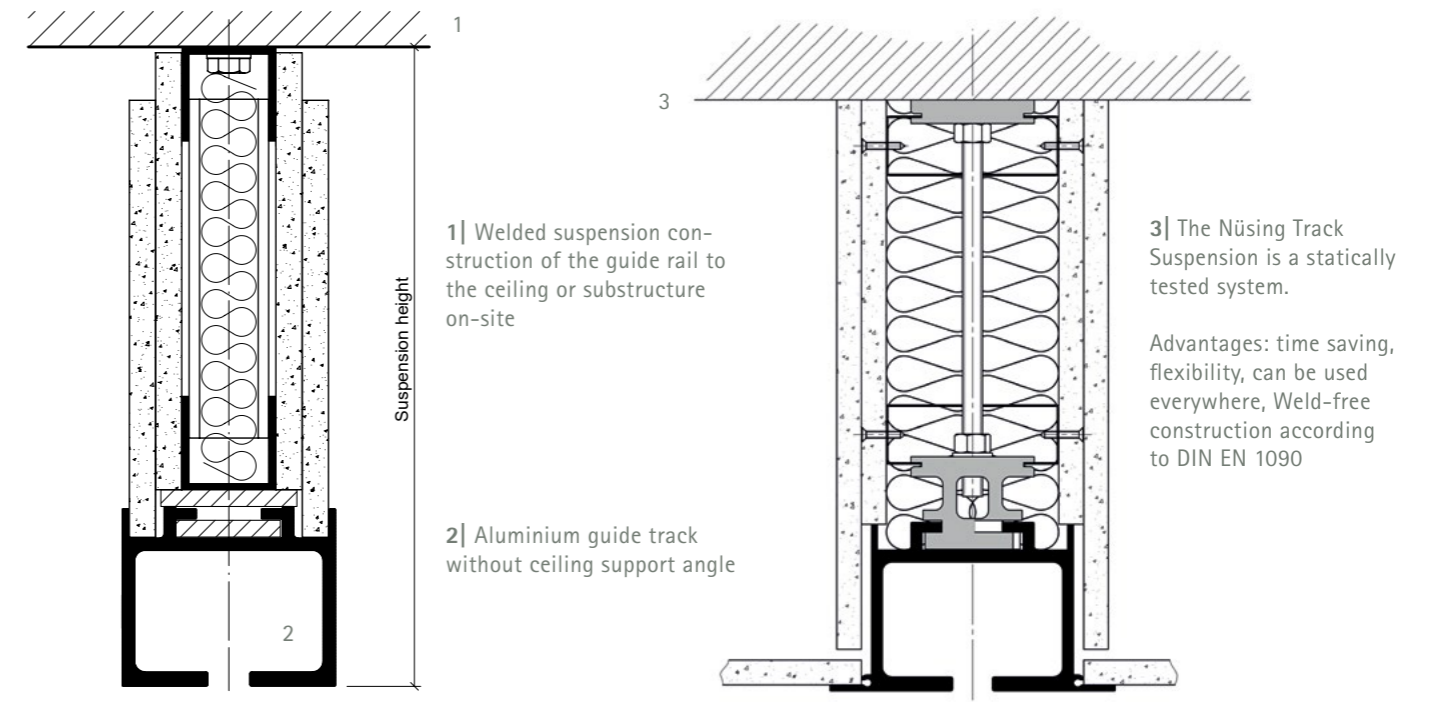


Control box





The Suspension

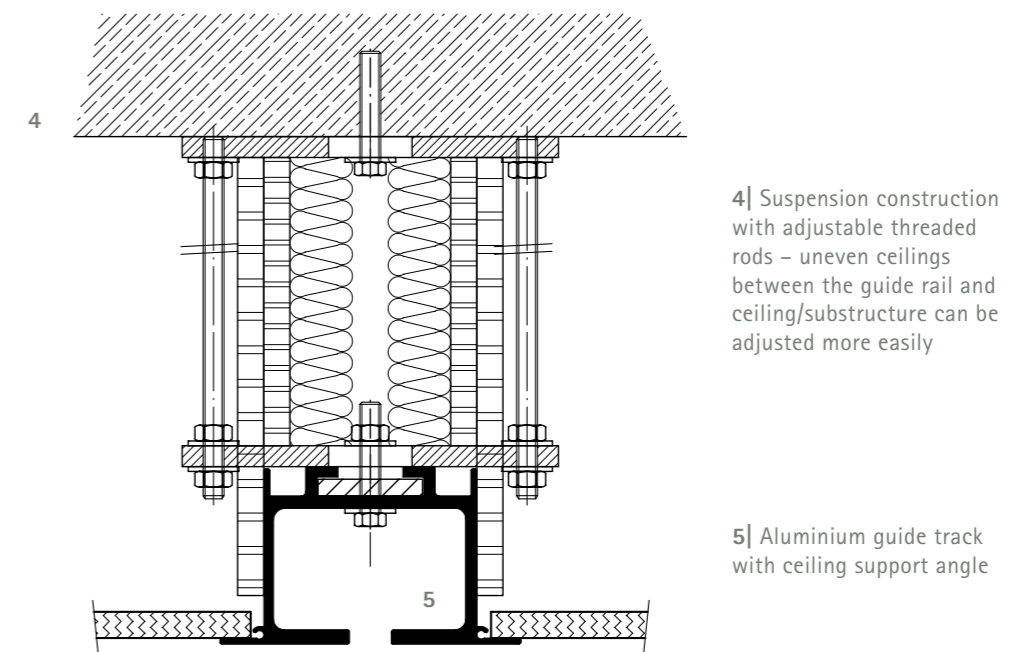


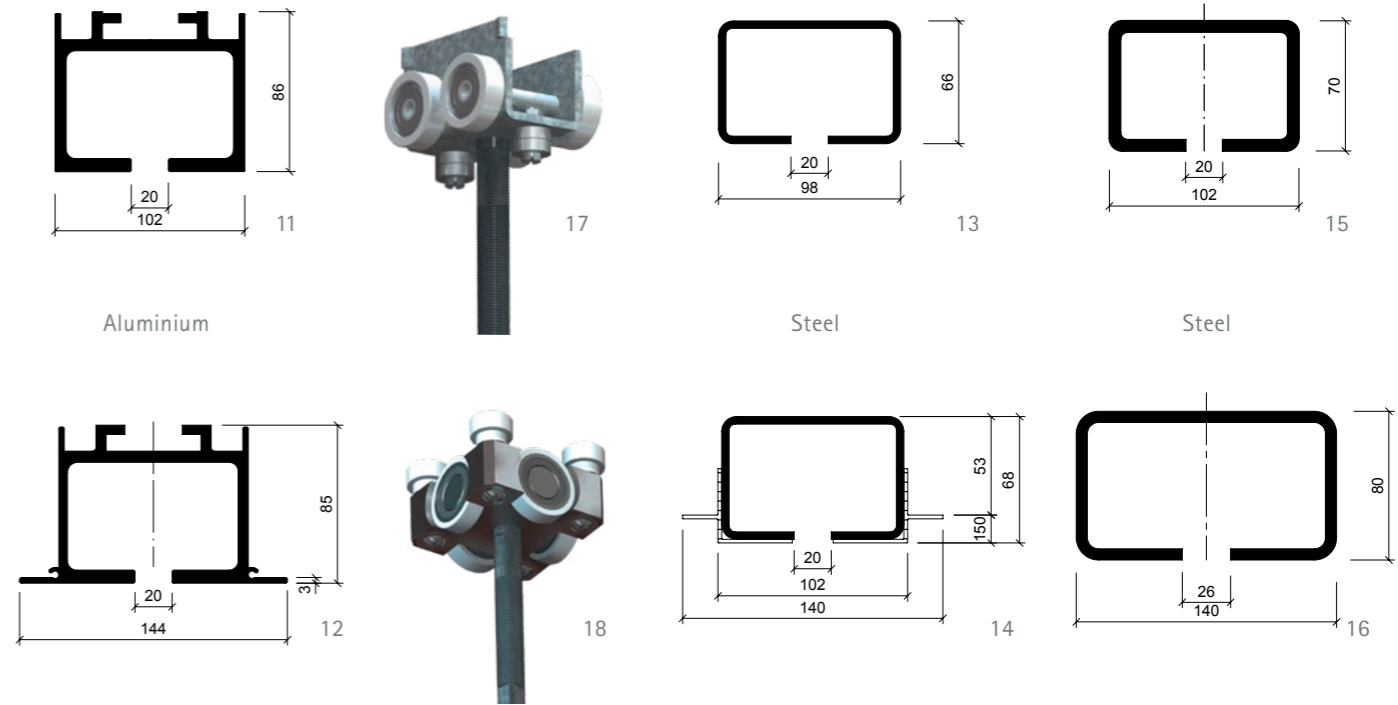
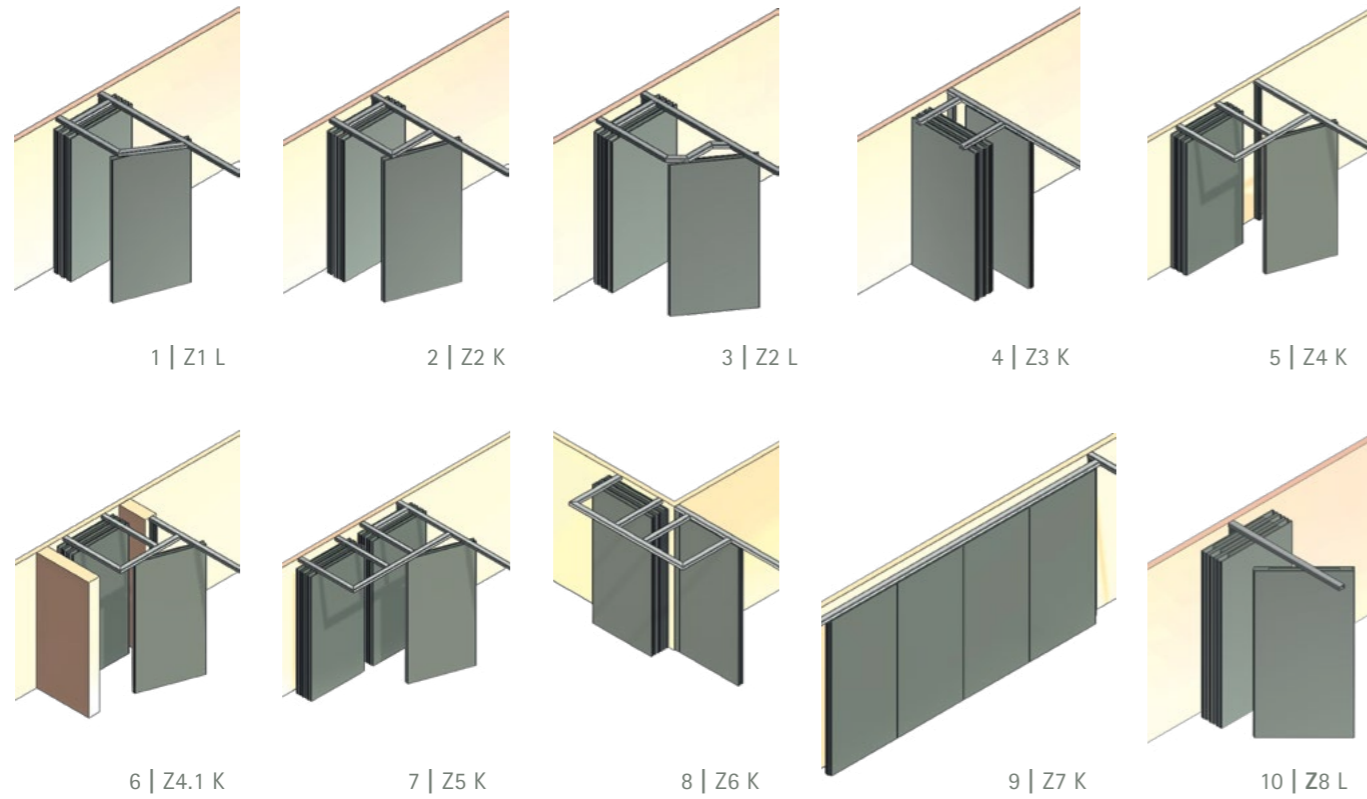
12

Simply link up, then join up
and the rest will take care of itself.

The construction of our fixtures and panels leaves nothing to be desired. The contacts in the inter-panel joints ensure that every panel is provided with power. Together with the automatic inter-panel locking system, the integrated drive units guarantee the best possible connection between the panels. As a result every panel is perfectly aligned, and thanks to the pressure seals, has a maximum stability. So much so that it deserves to be called a wall.

13





The Nüsing Premium range turns every separation into a positive experience.


We aim to position and integrate the wall into your room design to meet your needs and wishes. This is where our wide range of surface designs comes into its own because we can seamlessly blend the wall into its background. Even with the constraints of each room layout, when it comes to the stacking of the panels, we do our utmost to complement your room. The result is always as unique to the eyes, as it is unique in quality.

1–10 | The stacking of the panels is adapted to the individual room. The above illustration shows only a small selection of possible stacking layouts.

17+18 | The panels are moved with the help of the almost wear-free and quiet plastic-tired rollers.


11–16 | The tracks for the ceiling suspension are available in different sizes and materials to achieve the best match to your room.





Sheet sizes:
Getalan
1,300 x 2,600 mm
1,300 x 3,100 mm
1,300 x 4,100 mm

The pictured finishes
on this side can be
different from the
reality.




Finish it off in style.

The finish of a movable wall is at least as important as its functionality, when it comes to creating the perfect interior design. Do you want a finish to play a dominating role or rather just blend into the background? Either way, with Nüsing finishes, you are spoilt for choice.

The panels, measuring from 1.30 m x 2.60 m to 1.30 m x 4.10 m, can be designed individually to create a unique mosaic.

This way you can also highlight, let's say the door panels for example, so they stand out from the rest. See what an amazing effect you can achieve by contrasting colours. Give your building the flair it deserves and with Nüsing's expertise at your side, the sky's the limit.



Digital Print
Perfect for showing graphics, photographs or logos



Real Wood Veneer
Can be individually customised by means of unique composition/processing with full quality testing



Sheet Steel
The metal is impact and scratch resistant. It is always in B1 quality (difficult to ignite) and also magnetic over the whole surface



Painted Glass
Glass has a high-quality look, meets modern design standards and can also be magnetic



Painted Surfaces
Offer a very high standard of quality and can be matched with the colour tone of any other system

Plain was yesterday

Of course, a partition wall can simply be a large coloured or patterned surface that divides two rooms. On the other hand, it can be a unique creation. Something individually designed to what you have in mind, something which impresses. We make everything from standard surfaces to customised surfaces such as aluminium or a digital print. The world is your oyster.



Franz Nüsing GmbH & Co. KG
Borkstraße 5
48163 Münster
Telefon 0251 780010
Fax 0251 780018927
E-Mail info@nuesing.com
www.nuesing.com